

HYGIENE EQUIPMENT

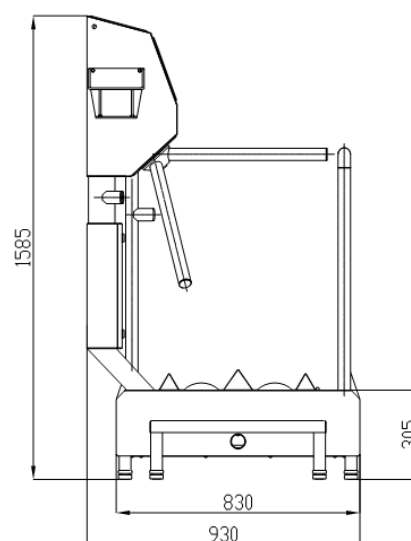
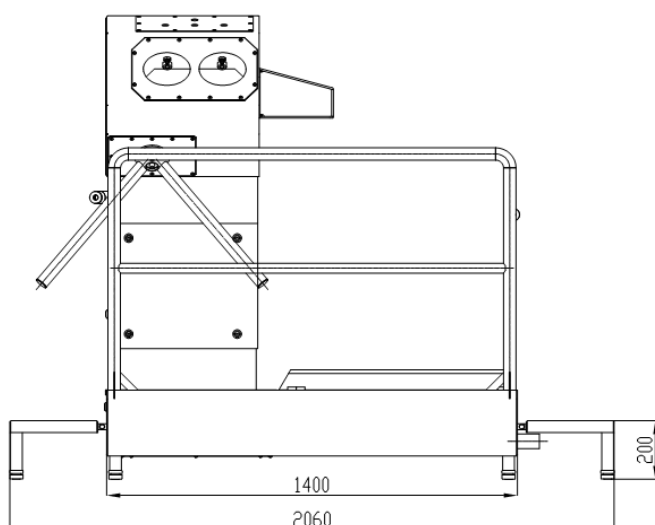
COMPACT HYGIENE STATION WITH SOLE CLEANING MACHINE 10.4011.00

The machine is designated for personal hygienic control when entering in and going out of working areas – cleaning of soles and disinfection of hands.

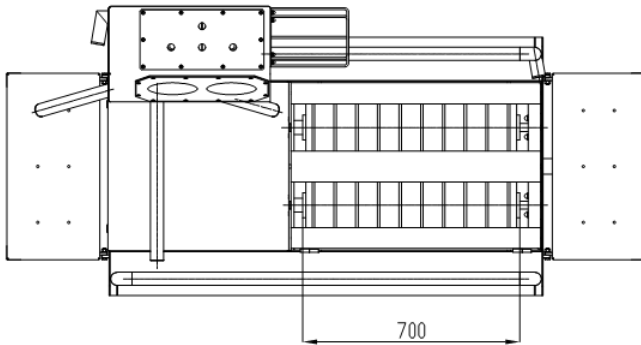
It consists of a hand disinfection unit with a turn style and pass-through sole cleaning machine, integrated in a common body and control. When entering in working area – a photocell on the entrance switches on the brushes (time for cleaning is adjustable). The correct placing of both hands in the disinfectant unlocks the turn-style of $\frac{1}{3}$ turnover. When going out of working area, a second photocell unlocks the turn-style of $\frac{1}{3}$ turnover and switches on the brushes.

A programmable controller SIEMENS, which allows adjustment of working programs in a wide range, is used for station control.

The machine complies with the Council Directives No. 2006/42/EC and 2006/95/EC and USDA regulations.



HYGIENE EQUIPMENT




Technical data:

Power supply	V/Ph/Hz	400/3/50
Control voltage	V	24DC
Installed power	kW	~ 0.7
Water supply	bar	min 2
Water outlet	mm	Ø50
Weight	kg	~150
Passing time	sec	6

Dimensions:

Length of body (without steps)	mm	1400
Total length	mm	2060
Length of brushes	mm	700/Ø170
Width	mm	930
Height	mm	1585

HYGIENE EQUIPMENT




10.4011.06 – brushes 600 mm



10.4011.04 – brushes 400 mm



10.2011.07 – with a cupboard for detergents



10.4011.17 – brushes 1700 mm

HYGIENE EQUIPMENT

COMPACT HYGIENE STATION WITH PASS-THROUGH SOLE CLEANING MACHINE

Art. No	10.2011.00	10.2010.00	10.4011.00	10.4010.00	10.4011.06	10.4010.06	10.4011.04	10.4010.04
Dimensions (L,W,H mm)	2060/930/1585		2060/930/1585		1660/930/1585		1426/930/1585	
Hand disinfection unit/sink	yes/no		yes/no		yes/no		yes/no	
Turn style/gate	yes/no		yes/no		yes/no		yes/no	
Disinfection bath/drip-off zone	no/no		no/no		no/no		no/no	
Brushes - soles length /boots height (mm)	2x700/no		2x700/no		2x600/no		2x400/no	
One-way/two-ways	one-way		two-ways		two-ways		two-ways	
Execution left/right	right	left	right	left	right	left	right	left
Installation - floor/wall	yes/no		yes/no		yes/no		yes/no	
Passing time (sec)	6-8		6-8		6-8		6-7	
Instaled power (kW)	~ 0,7		~ 0,7		~ 0,7		~ 0,6	
Power supply - electricity/water/steam/compressed air/drain	3x400 V / 50 Hz min. 2 bar water drain DN50		3x400 V / 50 Hz min. 2 bar water drain DN50		3x400 V / 50 Hz min. 2 bar water drain DN50		3x400 V / 50 Hz min. 2 bar water drain DN50	

Art. No	10.2011.06	10.2010.06	10.4011.17	10.4010.17	10.2011.07	10.2010.07	10.4011.09	10.5011.16
Dimensions (L,W,H mm)	1660/930/1585		3030/955/1585		1660/930/1585		2060/930/1585	1630/930/1585
Hand disinfection unit/sink	yes/no		yes/no		yes/no		yes/no	yes/no
Turn style/gate	yes/no		yes/no		yes/no		yes/no	no/no
Disinfection bath/drip-off zone	no/no		no/no		no/no		no/no	no/no
Brushes - soles length /boots height (mm)	2x600/no		2x1700/no		2x600/no		2x900/no	2x600/no
One-way/two-ways	one-way		two-ways		one-way		two-ways	-
Execution left/right	right	left	right	left	right	left	right	right
Installation - floor/wall	yes/no		yes/no		yes/no		yes/no	yes/no
Passing time (sec)	6-8		8-10		6-8		6-8	~ 6
Instaled power (kW)	~ 0,7		~ 1,2		~ 0,7		~ 0,7	~ 0,6
Power supply - electricity/water/steam/compressed air/drain	3x400 V / 50 Hz min. 2 bar water drain DN50		3x400 V / 50 Hz min. 2 bar water drain DN50		3x400 V / 50 Hz min. 2 bar water drain DN50		3x400 V / 50 Hz min. 2 bar water drain DN50	3x400 V / 50 Hz min. 2 bar water drain DN50
Miscellaneous					with a cupboard for detergents		with potential-free contact	without turn style, with relay for the gate

HYGIENE EQUIPMENT



10.4010.35 – with cleaning of soles and their lateral part



10.4011.15 – brushes 1 000 mm, with pump and tank for waste water

HYGIENE EQUIPMENT

Art. No	10.4011.35	10.4010.35	10.4011.15
Dimensions (L,W,H mm)	1330/975/1585		2330/980/1585
Hand disinfection unit/sink	yes/no		yes/no
Turn style/gate	yes/no		yes/no
Disinfection bath/drip-off zone	no/no		no/no
Brushes - soles length /boots height (mm)	yes/no		2x1000/no
One-way/two-ways	two-ways		two-ways
Execution left/right	right	left	right
Installation - floor/wall	yes/no		yes/no
Passing time (sec)	~ 6		~ 7
Instaled power (kW)	~ 0,5		~ 1
Power supply - electricity/water/steam/compressed air/drain	3x400 V / 50 Hz min. 2 bar water drain DN50		3x400 V / 50 Hz min. 2 bar water drain DN50
Miscellaneous	with cleaning of soles and their lateral part		with pump and tank for waste water